



HOW TO SET UP TOTAL CRICKET SCORER TO SYNC WITH MYCRICKET

Follow these steps to download teams and match data from MyCricket to score games, and sync results and player scores back to MyCricket. This eliminates the need for manual results and player scores entry.

To be done for all 1st Grade games.

COMPLETE THESE STEPS ON THE CLUB'S SCORER LAPTOP WHILE CONNECTED TO THE INTERNET OR A PERSONAL HOTSPOT (USING YOUR SMARTPHONE).

TEAM SELECTION IN MYCRICKET

STEP 1 – ENSURE YOUR TEAM HAS BEEN SELECTED IN MYCRICKET ON THURSDAY NIGHT

1. Log in to MyCricket Admin (<https://mycricketadmin.cricket.com.au>) and enter the selected team for the upcoming match. All teams should be entered in “CNW 1st Grade”.
2. Use your personal login or the First Grade Scorer’s login supplied by CNW, and follow the steps in the “How To Enter Teams in MyCricket” sheet available in the “Match Management Resources” section on the CNW website home page (www.cricketnorthwest.com.au).

SETTING UP A MATCH IN TOTAL CRICKET SCORER

STEP 2 – DOWNLOAD THE FIXTURE FROM MYCRICKET AND FINISH SET UP

1. Open Total Cricket Scorer 11 from your desktop.



2. Click on the “Match” tab in the top left hand corner of the screen, then navigate across to the “MyCricket” column and select “Download Fixture”.

No Match in progress - Total Cric

Batsman	How Out	Bowler	Mins	4s	6s	Dots	S/r

3. Log in using your personal MyCricket login, or the First Grade Scorer's login supplied by CNW. Be sure to select "Admin" as the user type. Click OK.

My Cricket Login ×

User Name :

Password :

User Type : ▾

4. In the window that appears, select the "CNW 1st Grade" match you wish to download and score. Then click "Download Fixture".

MyCricket Fixture Download ×

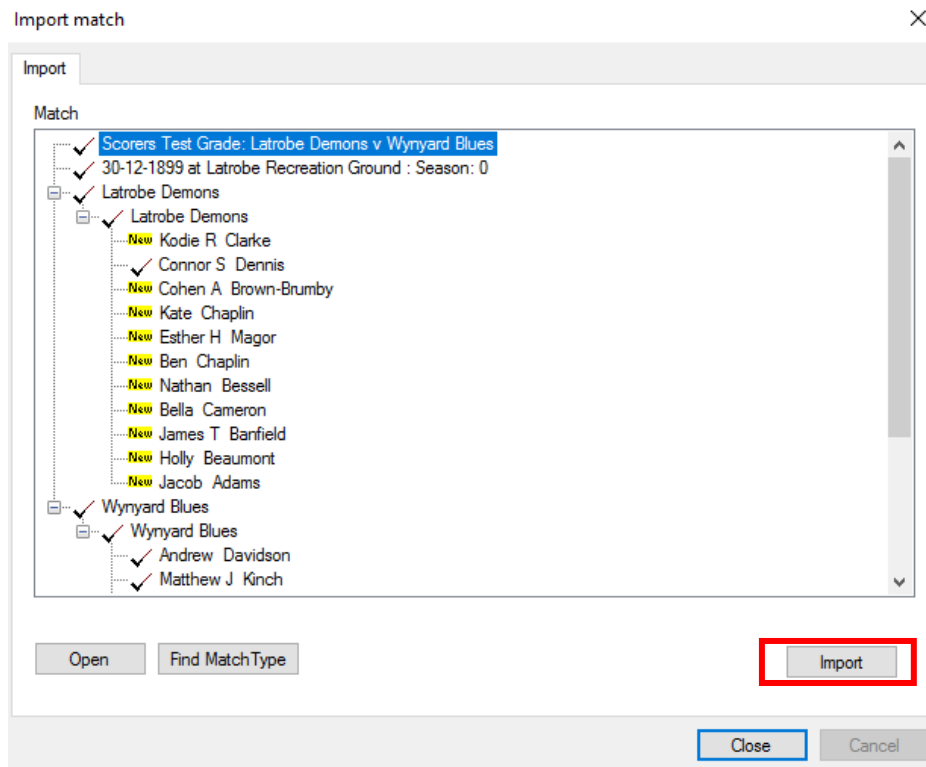
1. Fixture Search

From: ▾ To: ▾

2. Fixture

Date	Home	Away	Association	Grade
28/10/2018 11:30:00 AM	Latrobe Demons	Burnie Hurricanes	CNW	Female Pre-Season G...
28/10/2018 10:30:00 AM	Devonport Orions	Latrobe Demons	CNW	Tasfreight CNW Seco...
28/10/2018 9:30:00 AM	Latrobe Demons	Ulverstone Black Caps	CNW	Female Pre-Season G...
27/10/2018 11:00:00 AM	Latrobe Demons	Launceston	CNW	Scorers Test Grade
27/10/2018 10:30:00 AM	Launceston	Latrobe Demons	CNW	Men's Greater Northe...
27/10/2018 10:30:00 AM	Launceston	Latrobe Demons	CNW	CNW First Grade
20/10/2018 11:00:00 AM	Mowbray	Latrobe Demons	CNW	Scorers Test Grade
20/10/2018 10:30:00 AM	Wynyard Blues	Latrobe Demons	CNW	Tasfreight CNW Seco...
20/10/2018 10:30:00 AM	Riverside	Latrobe Demons	CNW	CNW First Grade
20/10/2018 10:30:00 AM	Riverside	Latrobe Demons	CNW	Men's Greater Northe...
13/10/2018 12:00:00 PM	BYE	Latrobe Demons	CNW	Scorers Test Grade
6/10/2018 11:00:00 AM	Latrobe Demons	Riverside	CNW	Scorers Test Grade
6/10/2018 10:30:00 AM	Latrobe Demons	Wynyard Blues	CNW	Scorers Test Grade

5. The match will be downloaded. The screen that appears will display match information and the selected teams. Click on “Import”.




6. Continue the match set-up. Select the season as “2018-19”. Select the Match Type based on the format you are playing – for example “Cricket North West: One-Day Match”. Alternately you can set a New Match Type.

DO NOT CHANGE ANYTHING IN THE TEAM DETAILS SECTION. THE CLUB AND TEAM INFORMATION IS TAKEN FROM MYCRICKET, AND ANY CHANGES HERE WILL PREVENT RESULTS AND SCORES BEING SYNCED WITH MYCRICKET.

You can amend the “Location” and “Home Side” settings if required.

Click on “Next”.

Match Information

Total Cricket Scorer 

General

Season:

Match type:

DO NOT CHANGE ANYTHING IN THE TEAM DETAILS SECTION (INSIDE THIS YELLOW BOX).

Team Details

Club: Opponents:

Team: Team:


Played At

Location: Home Side:

- Confirm team selections, which have been generated from the sides picked in MyCricket. If this has been done correctly, teams will be shown on the right-hand side of the window.

For Cricket North West teams, you should just have to review the list and click on “Next”. Do not add any players from the left-hand side column, or “Add a New Player” unless there has been a last-minute change to a team and you either have no internet connection or time to fix in MyCricket and re-download the match. Adding players manually requires later work in MyCricket to sync up their player stats.

Match Players

Total Cricket Scorer 

Select Players from Team: Latrobe Demons

Choose Player From:-

Selected Players(11):-

Captain:

Wicket Keeper:

Note: For ease of use select players in anticipated batting order.

For Cricket North teams, you will have to manually select players from a previous season (in the left hand side column), or “Add New Player”. Cricket North teams are part of a separate MyCricket database and so their team selections aren’t downloaded with the match. Select and/or enter the players, select a Captain and Wicket-Keeper, then click “Next”. These players will now be visible in the match and MyCricket Live Scores (but not synced to CNW’s MyCricket database).

Match Players ✕

Total Cricket Scorer

Select Players from Team: Riverside

Choose Player From:-

Gregson, Ryan
Sundra, Ramesh

>>

<<

Up

Down

Selected Players(11):-

Garwood, Tom
Partridge, Josh
New, Peter
Scott, Solomon
Midson, Luke
Homan, Jesse
Anthes, Cooper
Simpson, James
Owens, Matthew
Stubbs, Lyndon
Artis, Samuel

Show Club Players

Show Inactive Players

Add New Player

Captain: Garwood, Tom ▾

Wicket Keeper: Garwood, Tom ▾

Note: For ease of use select players in anticipated batting order.

< Back Next > Cancel

- You will now be taken to the “Officials Data” screen. Select the “Umpires” from the drop-down lists (or add a New Umpire). Select the “Scorers” from the drop-down lists (or add a New Scorer”. Click on “Next”.

Officials Data ✕

Total Cricket Scorer

Umpires

Umpire 1: Benwick, Leigh ▾ New Umpire

Umpire 2: Hudson, David ▾ New Umpire

Umpire 3: n/a ▾ New Umpire

Umpire 4: n/a ▾ New Umpire

Match Referee

Match Referee: n/a ▾ New Referee

Scorers

Scorer 1: Menzies, Brad ▾ New Scorer

Scorer 2: Whitehouse, Anthon ▾ New Scorer

< Back Next > Cancel

- Next you will progress to the “Match Data” screen. In the “Day Information” section, select “Day 1” from the drop-down list. Then enter the “Start Time”, which is normally “10:30:00 AM”, and then select the “Match Date” from the drop-down calendar. You can also enter the “Weather” and “Pitch” conditions from a list of available options, or enter new options.

You don’t need to add anything in the “Scoreboard” section.

In the “Toss” section, enter who won the toss and whether they elected to Bat or Field.

Click “Next”.

Match Data ×

Total Cricket Scorer

Day Information

Day 1 Start Time: 10:30:00 A Date: 6/10/2018

Weather: Sunny Pitch: Hard

Scoreboard


Follow On Score: 0 BattingDRS: 0 BowlingDRS: 0

Toss

Toss won by: Latrobe Demons Chose to: Bat

- Next, you will finalise the “Match Details”. All you need to do in this screen is ensure “Score Ball by Ball” is selected and click on “Finish”.

Total Cricket Scorer



Match Information

Score Ball by Ball Enter Scorecards Only Generate squad nos 1-11 (else uses existing squad nos)

Season: 2018-2019 MatchType: Scorers Test Grade: Friendly

Days: 1 Players: 11, Subs(0)

Latrobe Demons vs Wynyard Blues

Played at: Latrobe Recreation Ground

Latrobe Demons won toss and decided to Bat

Officials:
Umpire 1: Leigh Berwick Umpire 2: David Hudson
Scorer 1: Brad Menzies Scorer 2: Anthony Whitehouse

< Back Finish Cancel

11. You are now ready to select the opening batters, bowlers, umpires and ends, and score matches as you normally would in Total Cricket Scorer.
12. However, there is one more step to ensure that you can broadcast Live Scores to MyCricket – see the next section below.

SETTING UP LIVE SCORES AND UPLOADING RESULTS TO MYCRICKET

These steps are slightly different, depending on who you are playing against, and where.

FOR HOME MATCHES AGAINST CRICKET NORTH WEST OPPONENTS (AND AWAY MATCHES AGAINST CRICKET NORTH TEAMS IF YOUR CLUB HAS MOBILE INTERNET)

Live Scores – Start of Match

1. Only the home team is to broadcast Live Scores and sync the match results with MyCricket.
2. To enable Live Scores, click on the “Tools” tab at the top of the screen, and navigate to the “Live Scores” column. Click on “Settings”.
3. In the window that appears, click on “Enable Live Scoring” and set it to update as “Automatic after each over”. Then click on “Apply” and “OK”.

Options ×

General Colours **Live Scores** Short Report Settings

Live Scoring Options

Updates

Enable Live Scoring Register Club...

Manual

Automatic after n minutes Minutes: 10

Automatic after each ball/event

Automatic after each over

Feed Items

Wagon Wheel

Latrobe Demons

Country:

Region:

Wynyard Blues

Country:

Region:

Twitter

These settings are dependent on the live settings above

Manual After above minutes Every over Every event(wicket)

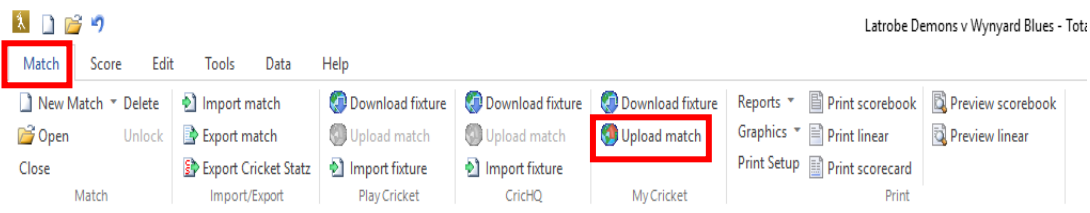
Include twitter names in landmark tweets

4. Provided your internet connection is working, Live Scores should now be visible in MyCricket. They can be viewed in the “Live Scores – 1st Grade” section of the CNW website home page (www.cricketnorthwest.com.au), or via the MyCricket App.

Upload to MyCricket – End of Match

While the live scores will be synced to MyCricket, at the end of the match you need to finalise the match result.

1. Click on the “Match” tab in top left corner of Total Cricket Scorer.
2. Navigate to the “MyCricket” column and click on “Upload match”. This will finalise the match in MyCricket.



The screenshot shows the Total Cricket Scorer interface for a match between Latrobe Demons and Wynyard Blues. The 'Match' tab is selected in the top left. The 'MyCricket' column contains the 'Upload match' button, which is highlighted with a red box. Below the menu is a 'Batsmen Scorecard - Latrobe Demons' table.

Batsman	How Out	Bowler	Runs	Balls	Mins	4s	6s	Dots	S/r
K Clarke+	not out		10	6	138	1	0	2	166.67
C Dennis	not out		2	6	138	0	0	4	33.33
C Brown-Brumby									
K Chaplin									
E Magor									
B Chaplin									
N Bessell									
B Cameron									
J Banfield*									
H Beaumont									
J Adams									
Extras		0 (0b 0lb 0w 0nb 0pen)							
Total		12 for 0 (2.0 overs)							

3. If you are the home team, don't forget to print a copy of the scorecard to PDF and email it to Fairfax Media (Examiner & The Advocate) – following the instructions in the “How to Email Scorecards to The Sunday Examiner & The Advocate” document.

FOR AWAY MATCHES AGAINST CRICKET NORTH WEST OPPONENTS

Disable Live Scores – Start of Match

1. The away team is not to broadcast Live Scores and sync the match results with MyCricket. This is the responsibility of the home team, as multiple devices syncing to MyCricket may cause data corruption.
2. To disable Live Scores, click on the “Tools” tab at the top of the screen, and navigate to the “Live Scores” column. Click on “Settings”.
3. In the window that appears, untick the “Enable Live Scoring” box. Then click on “Apply” and “OK”.

The screenshot shows a dialog box titled "Options" with a close button (X) in the top right corner. The "Live Scores" tab is selected, showing the following settings:

- Live Scoring Options:**
 - Updates:** Enable Live Scoring (highlighted with a red box), Register Club... button, Manual (selected), Automatic after n minutes (Minutes: 10), Automatic after each ball/event, Automatic after each over.
 - Feed Items:** Wagon Wheel.
- Latrobe Demons:** Country: United Kingdom, Region: [empty].
- Wynyard Blues:** Country: United Kingdom, Region: [empty].
- Twitter:** Configure button, These settings are dependent on the live settings above, Manual, After above minutes, Every over, Every event(wicket), Include twitter names in landmark tweets.

At the bottom of the dialog box, there are three buttons: OK (highlighted with a blue box), Cancel, and Apply (highlighted with a red box).

Upload to MyCricket – End of Match

This is not required, as the home scorer will upload the match to MyCricket. This will sync the match results and player scores for both teams, meaning no manual entry is required.

FOR AWAY MATCHES AGAINST CRICKET NORTH OPPONENTS

(WHERE YOU WON'T HAVE AN INTERNET CONNECTION NOR BROADCAST LIVE SCORES)

Upload to MyCricket – After Match

1. When you are playing away against a Cricket North opponent and will not have an internet connection during the day, you will need to upload the match to MyCricket later that night, using a home, mobile or club internet connection.

This will ensure that your team's player scores and match results are entered in CNW's MyCricket database, needed to update our ladders and statistics.

4. Click on the "Match" tab in top left corner of Total Cricket Scorer.
5. Navigate to the "MyCricket" column and click on "Upload match". This will finalise the match in MyCricket.

The screenshot shows the Total Cricket Scorer software interface. At the top right, the match is identified as "Latrobe Demons v Wynyard Blues - Tot". The menu bar includes "Match", "Score", "Edit", "Tools", "Data", and "Help". The "Match" menu is open, showing options like "New Match", "Delete", "Open", "Close", "Import match", "Export match", "Export Cricket Statz", "Download fixture", "Upload match", "Import fixture", "Download fixture", "Upload match", "Import fixture", "Download fixture", "Upload match", "Import fixture", "Reports", "Graphics", "Print Setup", "Print scorebook", "Print linear", "Print scorecard", "Preview scorebook", "Preview linear", and "Print". The "Upload match" option under the "MyCricket" column is highlighted with a red box.

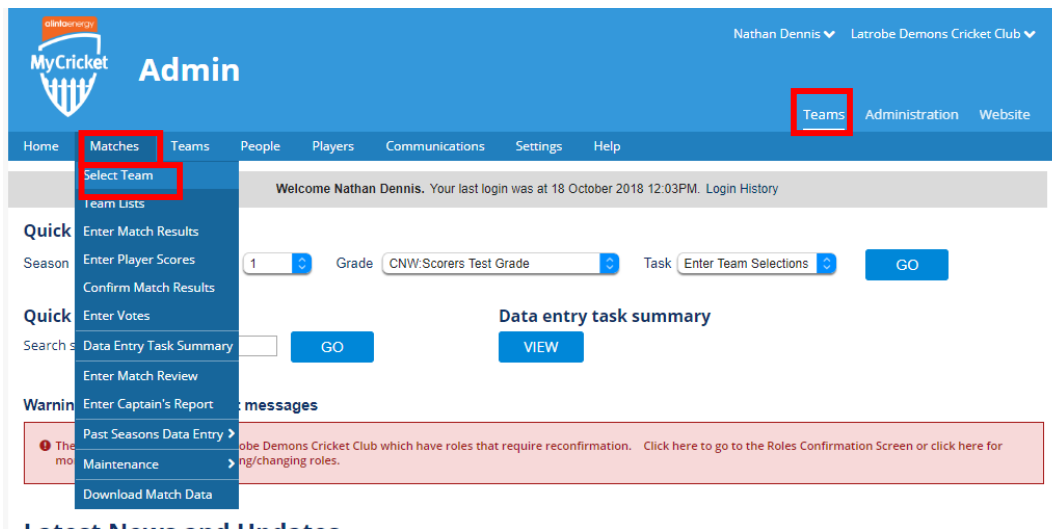
Below the menu is the "Batsmen Scorecard - Latrobe Demons" table:

Batsman	How Out	Bowler	Runs	Balls	Mins	4s	6s	Dots	S/r
K Clarke+	not out		10	6	138	1	0	2	166.67
C Dennis	not out		2	6	138	0	0	4	33.33
C Brown-Brumby									
K Chaplin									
E Magor									
B Chaplin									
N Bessell									
B Cameron									
J Banfield*									
H Beaumont									
J Adams									
Extras		0 (0b 0lb 0w 0nb 0pen)							
Total		12 for 0 (2.0 overs)							

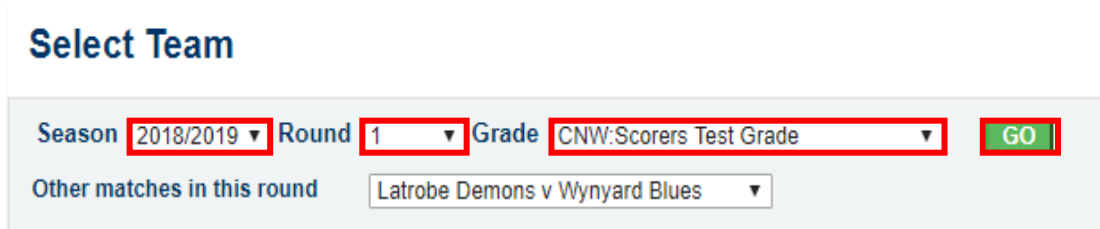
TROUBLESHOOTING

I HAD TO ADD ONE OF MY PLAYERS MANUALLY DUE TO A LAST-MINUTE CHANGE. HOW CAN I ENSURE THEIR SCORES SYNC TO MYCRICKET?

1. Log in to MyCricket Admin (<https://mycricketadmin.cricket.com.au>) using your personal login or the First Grade Scorer's login supplied by CNW.
2. Click on the "Teams" tab in the top right hand corner of the Admin section.
3. Navigate to the "Matches" section and click on "Select Team".



4. Navigate to the current match using the drop-down boxes at the top of the page. Select the "Season", "Round" and "Grade", then click "Go".

A screenshot of the 'Select Team' form in the MyCricket Admin interface. The form has a light blue header with the title 'Select Team'. Below the header are three dropdown menus: 'Season' with '2018/2019' selected, 'Round' with '1' selected, and 'Grade' with 'CNW:Scorers Test Grade' selected. Each dropdown menu is highlighted with a red box. To the right of these dropdowns is a green 'GO' button, also highlighted with a red box. Below the dropdowns is a section titled 'Other matches in this round' with a dropdown menu showing 'Latrobe Demons v Wynyard Blues'.

5. In the page that appears, a blue box should be visible, stating “Unknown players are listed in this match”. You will see that the unknown players have an asterisk next to their name in the selected player list.

Click on the “Replace Players” link at the bottom of the page.

! Unknown players are listed in this match

Click the 'Replace Players' link below to replace the unknown player/s with an official MyCricket participant

<p>Player List</p> <div style="border: 1px solid gray; padding: 5px; min-height: 300px;"><p>Clarke, Taya Connelly, Eli Cox, Melissa Dennis, Nathan T Diprose, Alex Ellis, Joanne Febey, Alisha M Febey, Isabelle Ford, Kaiden French, Rhys Gadsby, Joshua I Glover, Jake Irvine, Bronte E King, Brandon Kirkwood, Rachel Lowry, Sascha Lowry, Zoe Magor, Hannah Menzies, Bradley Mitchell, Febey Morse, Callan L Ratray, Brent Salter, Joel R SHARMA, PRAKRITI Sharma, Srishti</p></div>	<p><input type="button" value="Add ->"/></p> <p><input type="button" value="<- Remove"/></p>	<p>Selected Players (Count:12)</p> <div style="border: 1px solid gray; padding: 5px; min-height: 300px;"><p>Dennis, Nathan* Clarke, Kodie R Dennis, Connor S Brown-Brumby, Cohen A Chaplin, Kate Magor, Esther H Chaplin, Ben Bessell, Nathan Cameron, Bella Banfield, James T Beaumont, Holly Adams, Jacob</p></div> <div style="text-align: right; margin-top: 10px;"><input type="button" value="Move Up"/> <input type="button" value="Move Down"/></div>
---	--	---

**Player List is restricted due to selections in Player List Options.
Please click the help link above for more information.**

- [View selected teams](#)
- [Replace Players](#)

- On the next page, click on the player you'd like to replace in the "Unknown Players" column, and then click on the player you'd like to replace them with in the "Available Players" column. Then click on "Update".

Note: In most cases you will be looking for the same player name, but want to replace the unknown record with the record that features their MyCricket ID number. This will enable their stats to be updated.

Replacing players of: Latrobe Demons ▾

i To replace a player, click on the player you'd like to replace (in the unknown or known player column) then click on the player you'd like to replace them with (in the Available player column).

Unknown Players	Available Players	Notes
Dennis, Nathan*	1205856 Clarke, Taya	<p>This screen allows for the replacing of players, either unknown (players that were created in the MyCricket Live Score app then synced), or Known Players (MyCricket listed players that were picked for the team before match start).</p> <p>Replaced players will have their accrued stats from the match swapped for the new player.</p> <p>This function can be used at any time providing the match is unlocked to be edited. Please see your association if the match is locked.</p> <p>The player you wish to swap with will need to be available in the available players list. This list is subject to filtering based on the standard MyCricket rules such as player role, role reconfirmation and registration.</p>
	1090005 Connelly, Eli	
	955197 Cox, Melissa	
	288853 Dennis, Nathan T	
	1729142 Diprose, Alex	
	1723760 Ellis, Joanne	
	999211 Febey, Alisha M	
	1590418 Febey, Isabelle	
	1482392 Ford, Kaiden	
	935505 French, Rhys	
	291733 Gadsby, Joshua I	
	1011401 Glover, Jake	
	1011318 Irvine, Bronte E	
	783394 King, Brandon	
	1693298 Kirkwood, Rachel	
	777014 Lowry, Sascha	
	1013495 Lowry, Zoe	
	582770 Major, Hannah	

Known Players

- 291742 Clarke, Kodie R
- 776979 Dennis, Connor S
- 985672 Brown-Brumby, Cohen A
- 1011429 Chaplin, Kate
- 1013492 Magor, Esther H
- 1091104 Chaplin, Ben
- 1128347 Bessell, Nathan
- 1201421 Cameron, Bella
- 1218525 Banfield, James T
- 1397702 Beaumont, Holly
- 1650283 Adams, Jacob

Update

The player's statistics should now be synced with MyCricket and match scorecard complete.

Good job!

NEED MORE SUPPORT?

1. **The MyCricket Support website has a good section on Total Cricket Scorer, available here –**

<https://mycricketsupport.cricket.com.au/hc/en-us/sections/200843960-Total-Cricket-Scorer>.

2. **Ring the MyCricket Support Help Desk – 1800 274 2538 (1800 CRICKET)**

Opening Hours:

Monday – 9am to 10pm

Tuesday – 9am to 7pm

Wednesday – 9am to 7pm

Thursday – 9am to 7pm

Friday – 9am to 10pm

Saturday – 10am to 5pm

3. **Contact your local Community Competitions Officer, Nathan Dennis**

Ph: 03 6282 0454

M: 0429 961 700

E: ndennis@crickettas.com.au